




BUILD INTERNET OF THINGS EFFORTLESSLY



LEDIOT
Smart Lighting Solutions

www.lediot.net



Brightness



Color Adjustment



Scenes



Grouping



Schedule



Remote Access



Automation



Color Temperature



Music Rythm



LEDIOT
Smart Lighting Solutions



Voice Control



Cloud

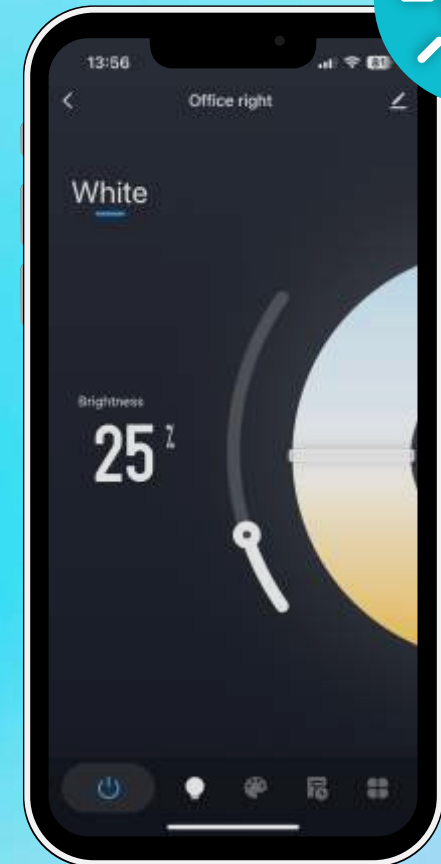



Planning

You can control all led lights
from wherever you want....



%10 DIM %100






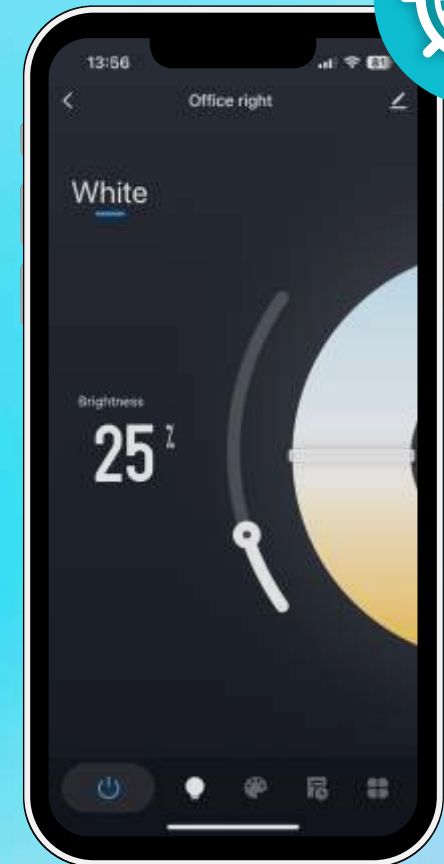
2700K


DW

6500K

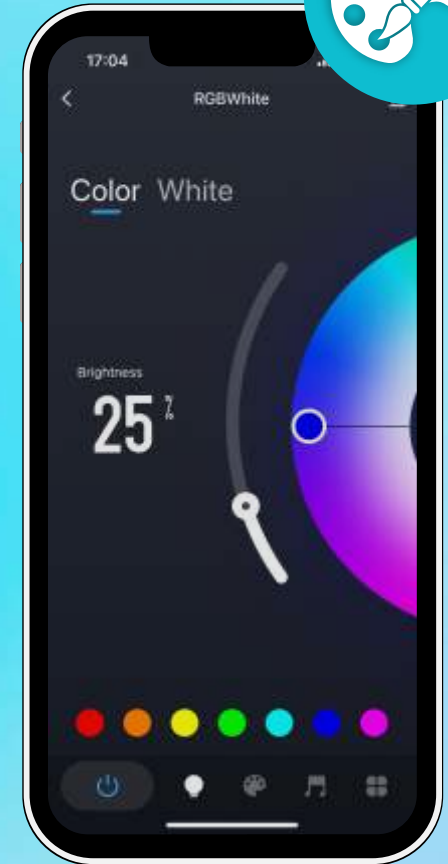


Choose the right light for your body rhythm.
Create the natural lights that nature offers us at any time in your home.



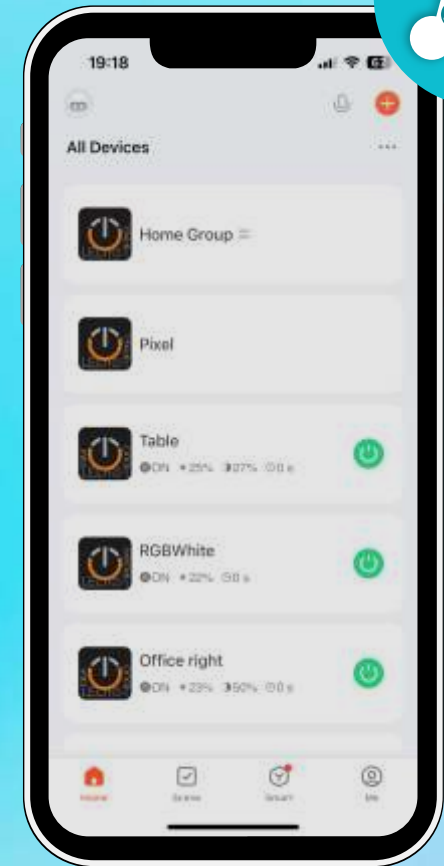


Keep exploring more possibility on color controlling :
 More preset dynamic color scene to fit almost all of your needs.
 More open customized scene to create your and yours only scene settings





Group devices in one specific space/room to control multiple devices in the same time (eg., you may control the light level of all lights in your house/rooms in the same time)

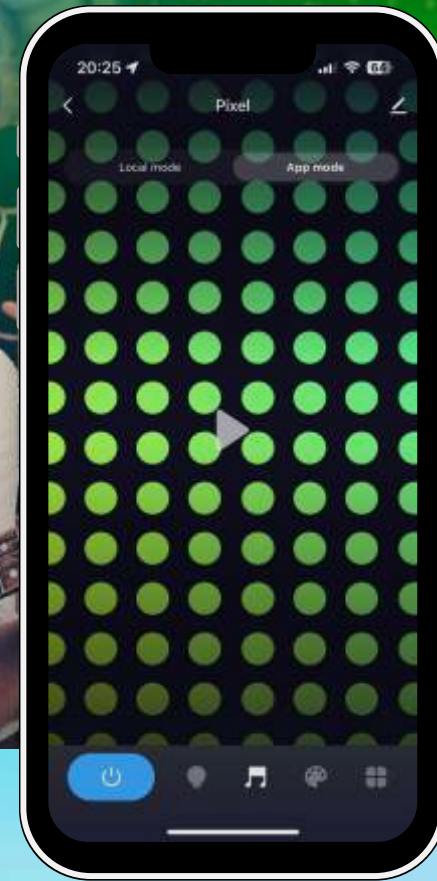




Rich light scenes for you to select



Lighting to match
the rhythm of
your music



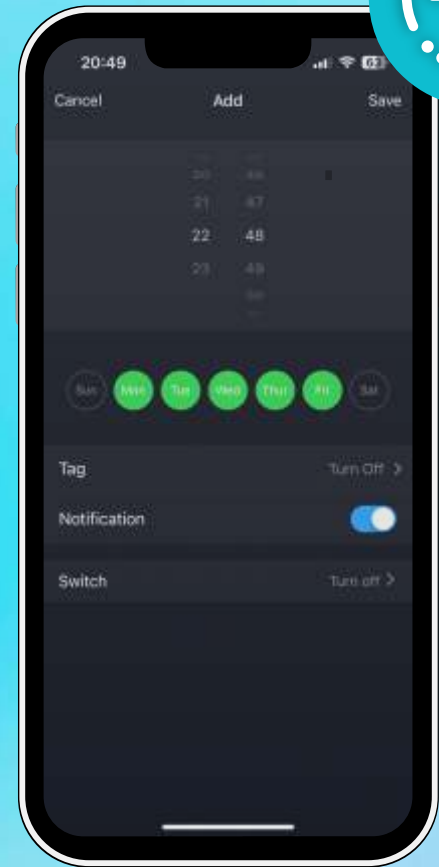
This function is more often imbedged into strips, strings, ambiance lights
The device can have use the phone to hear and command the device

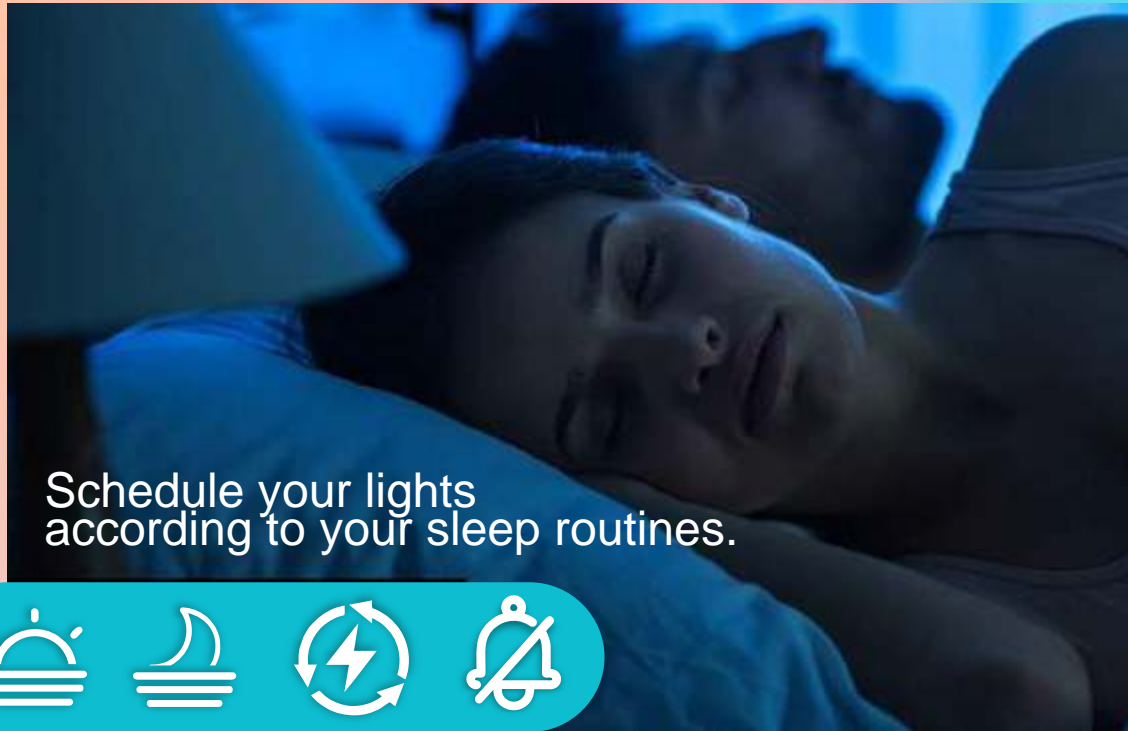


9 00am-5 00pm
safeguard home during your working time



6 00am-10 00pm
safeguard home during your holiday

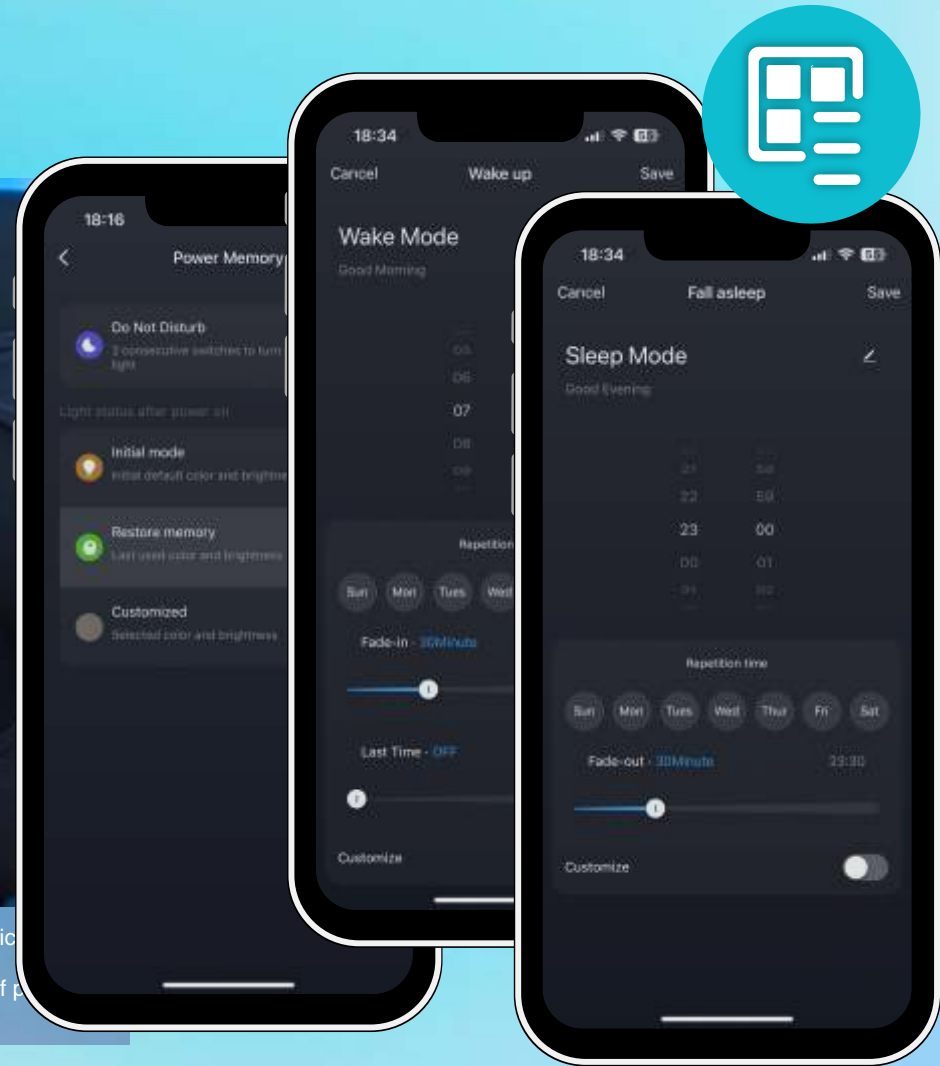




Schedule your lights according to your sleep routines.



Often when you turned off light with app, if AC powered off and then powered on, the light will be turned on automatically. This will disturb the user's sleep.
If the do-not-disturb mode is turned on, and AC power supply interruption happens, the light will not be turned on (If power interruption happens again after power supply has been restored for 5s, the light will be turned on).

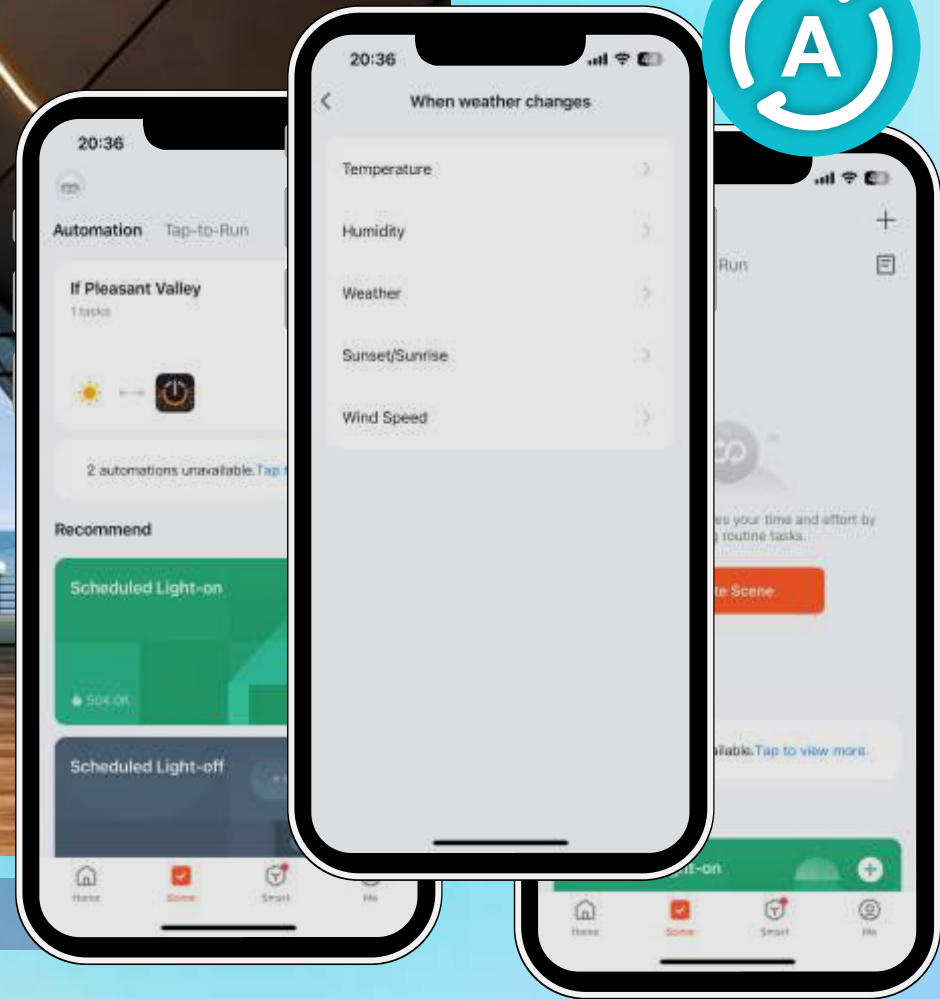




Create custom scenes for all conditions.



You can run the scenes you create automatically or with one-touch shortcuts.





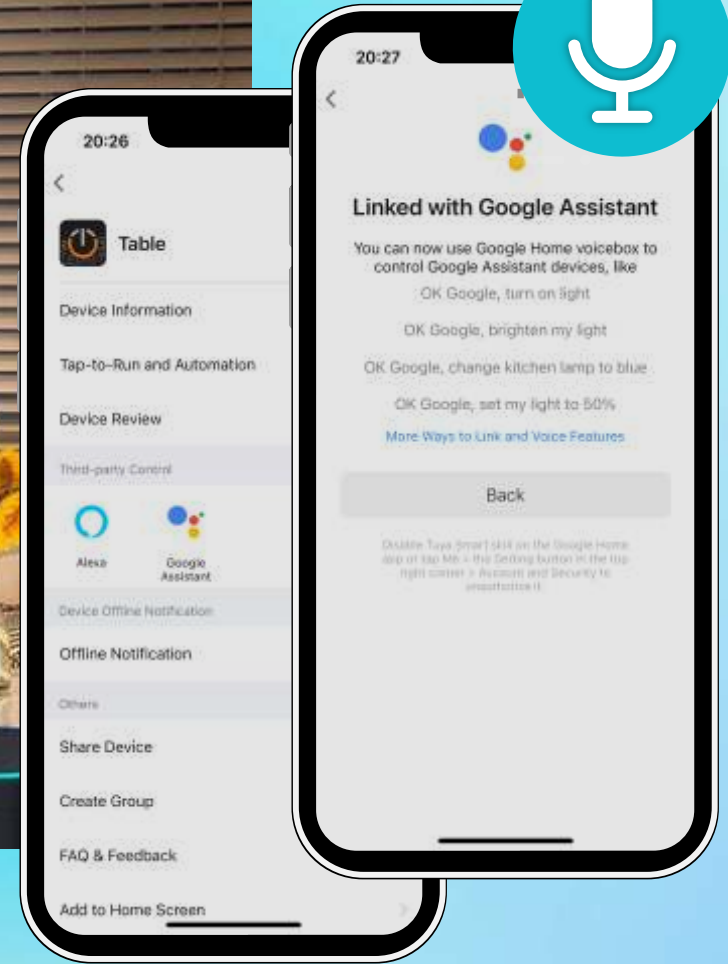
Alexa, turn on the light

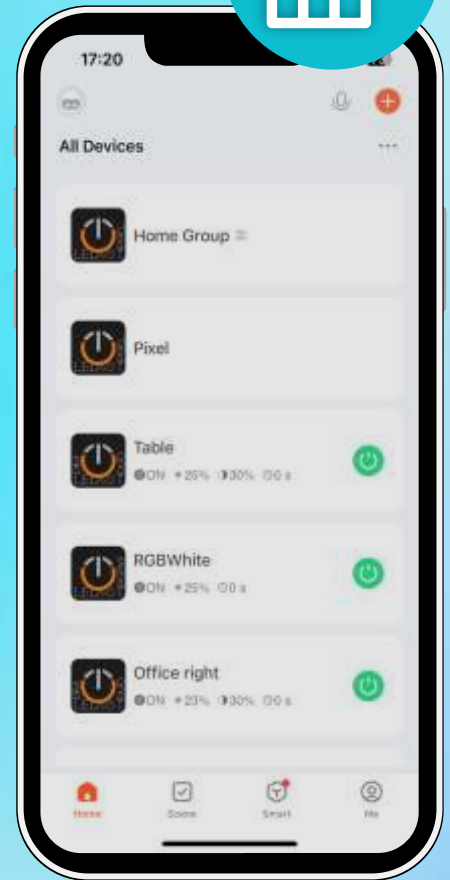
OK Google, dim the light to 50%

OK

OK

Third-party Service Integration Amazon Alexa, Google Assistant and Siri access, App Watch access, and phone-call notifications.





You can control it from anywhere with internet connection with your phone.



PRODUCTS

It's under your control

LED IOT
Smart Lighting Solutions

www.lediot.net



LDT-WIFI-MN-CV-MINI



12-24 VDC

6A 1Ch.

CV CONSTANT VOLTAGE

MINI CONSTANT VOLTAGE MONO LED CONTROLLER

LDT-WIFI-DUO-CV-MINI



12-24 VDC

6A 2Ch.

CV CONSTANT VOLTAGE

MINI CONSTANT VOLTAGE DW LED CONTROLLER

LDT-WIFI-RGB-CV-MINI



12-24 VDC

6A 3Ch.

CV CONSTANT VOLTAGE

MINI CONSTANT VOLTAGE RGB LED CONTROLLER



LDT-WIFI-MN-CC-MINI



12-24 VDC

350mA
1Ch.

CC
CONSTANT
CURRENT

MINI CONSTANT CURRENT
MONO LED CONTROLLER

LDT-WIFI-DUO-CC-MINI



12-24 VDC

350mA
2Ch.

CC
CONSTANT
CURRENT

MINI CONSTANT CURRENT
DW LED CONTROLLER

LDT-WIFI-RGB-CC-MINI



12-24 VDC

350mA
3Ch.

CC
CONSTANT
CURRENT

MINI CONSTANT CURRENT
RGB LED CONTROLLER

WIFI & BLUETOOTH LED CONTROLLER



LDT-WIFI-MN-CV



MONO LED CONTROLLER

- 12-24 VDC
- 6A
1Ch.
- CV
CONSTANT VOLTAGE

LDT-WIFI-DUO-CV



DW LED CONTROLLER

- 12-24 VDC
- 6A
2Ch.
- CV
CONSTANT VOLTAGE

LDT-WIFI-RGB-CV



RGB LED CONTROLLER

- 12-24 VDC
- 6A
3Ch.
- CV
CONSTANT VOLTAGE

LDT-WIFI-RGBW-CV



RGBW LED CONTROLLER

- 12-24 VDC
- 12A
4Ch.
- CV
CONSTANT VOLTAGE

LDT-WIFI-RGBWA-CV



RGBWA LED CONTROLLER

- 12-24 VDC
- 12A
5Ch.
- CV
CONSTANT VOLTAGE



LDT-WIFI-PX-MINI



LDT-WIFI-PX



LDT-RGB-PX01



- MAX 24VDC
- WS2811 WS2812
- 3 CABLE CONNECT

MINI PIXEL LED CONTROLLER

- MAX 24VDC
- WS2811 WS2812
- 3 CABLE CONNECT

PIXEL LED CONTROLLER

- 5-24 VDC
- WS2801
- 4 CABLE CONNECT

RGB PIXEL LED DRIVER



LDT-RGB-DMX-MINI-AD



DMX 512 AUTO

12-24 VDC

350mA 3Ch.

AUTO ADD. DMX TO PWM RGB LED DRIVER - MINI

LDT-RGB-DMX-MINI



DMX 512 MAN.

12-24 VDC

350mA 3Ch.

MAN. ADD. DMX TO PWM RGB LED DRIVER - MINI

LDT-RGB-DMX-AD



12-24 VDC

DMX 512 AUTO

12A 3Ch.

AUTO ADD. DMX TO PWM RGB LED DRIVER

LDT-RGB-DMX



12-24 VDC

DMX 512 MAN.

12A 3Ch.

MAN. ADD. DMX TO PWM RGB LED DRIVER

LDT-RGBW-DMX-AD



12-24 VDC

DMX 512 AUTO

12A 4Ch.

AUTO ADD. DMX TO PWM RGBW LED DRIVER

LDT-RGBW-DMX



12-24 VDC

DMX 512 MAN.

12A 4Ch.

MAN. ADD. DMX TO PWM RGBW LED DRIVER



LDT-MN-PWM-CV-12A

LEDIOT
MONO LED AMPLIFIER
(One Channel)

INPUT - OUTPUT VOLTAGE : 12-24VDC
TOTAL OUTPUT OF CURRENT : 12A

www.lediot.net IP20

OUTPUT
L-
L+

INPUT
V- V+
-
+

POWER

12-24 VDC

CV
CONSTANT VOLTAGE

12A
1Ch.

ONE CH. LED REPEATER

LDT-MN-PWM-CV-24A

LEDIOT
MONO LED AMPLIFIER
(One Channel)

INPUT - OUTPUT VOLTAGE : 12-24VDC
TOTAL OUTPUT OF CURRENT : 24A

www.lediot.net IP20

OUTPUT
L-
L+

INPUT
V- V+
-
+

POWER

12-24 VDC

CV
CONSTANT VOLTAGE

24A
1Ch.

ONE CH. LED REPEATER

LDT-DUO-PWM-CV-24A

LEDIOT
DW LED AMPLIFIER
(Dynamic White)

INPUT - OUTPUT VOLTAGE : 12-24VDC
TOTAL OUTPUT OF CURRENT : 24A

www.lediot.net IP20

OUTPUT
CW
V+
-

INPUT
WW
CW
V+
-

POWER

12-24 VDC

CV
CONSTANT VOLTAGE

12A
2Ch.

DUAL CH. LED REPEATER

LDT-RGB-PWM-CV-36A

LEDIOT
RGB LED AMPLIFIER

INPUT - OUTPUT VOLTAGE : 12-24VDC
TOTAL OUTPUT OF CURRENT : 36A

www.lediot.net IP20

OUTPUT
V+
R
G
B

INPUT
B
G
R
V+
-

POWER

12-24 VDC

CV
CONSTANT VOLTAGE

12A
3Ch.

RGB LED REPEATER



LDT-MN-01DC-CC-XX

5-40 VDC

CC CONSTANT CURRENT

4 MODEL

- 350mA 1Ch.
- 500mA 1Ch.
- 700mA 1Ch.
- 1050mA 1Ch.

DC-DC ONE CH. LED DRIVER



LDT-DUO-01DC-CC-XX

5-40 VDC

CC CONSTANT CURRENT

4 MODEL

- 350mA 2Ch.
- 500mA 2Ch.
- 700mA 2Ch.
- 1050mA 2Ch.

DC-DC DUAL CH. LED DRIVER



LDT-RGB-01DC-CC-XX

5-40 VDC

CC CONSTANT CURRENT

4 MODEL

- 350mA 3Ch.
- 500mA 3Ch.
- 700mA 3Ch.
- 1050mA 3Ch.

DC-DC RGB LED DRIVER



LDT-MN-02DC-CC-XX

5-40 VDC

CC CONSTANT CURRENT

3 MODEL

- 1400mA 1Ch.
- 1750mA 1Ch.
- 2100mA 1Ch.

DC-DC ONE CH. LED DRIVER



LDT-DUO-02DC-CC-XX

5-40 VDC

CC CONSTANT CURRENT

3 MODEL

- 1400mA 2Ch.
- 1750mA 2Ch.
- 2100mA 2Ch.

DC-DC DUAL CH. LED DRIVER



LDT-RGB-02DC-CC-XX

5-40 VDC

CC CONSTANT CURRENT

3 MODEL

- 1400mA 3Ch.
- 1750mA 3Ch.
- 2100mA 3Ch.

DC-DC RGB LED DRIVER



LDT-MN-15DC-CC-XX

10-30 VDC

CC CONSTANT CURRENT

3 MODEL

- 350mA 1Ch.
- 500mA 1Ch.
- 700mA 1Ch.

DC-DC ONE CH. LED DRIVER



LDT-DUO-15DC-CC-XX

10-30 VDC

CC CONSTANT CURRENT

3 MODEL

- 350mA 2Ch.
- 500mA 2Ch.
- 700mA 2Ch.

DC-DC DUAL CH. LED DRIVER



LDT-RGB-15DC-CC-XX

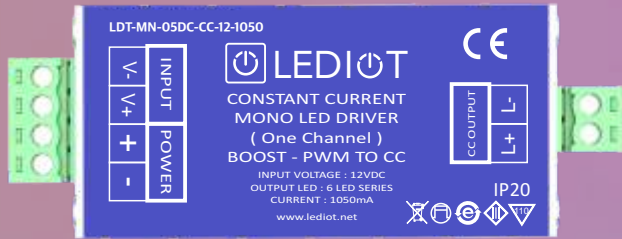
10-30 VDC

CC CONSTANT CURRENT

3 MODEL

- 350mA 3Ch.
- 500mA 3Ch.
- 700mA 3Ch.

DC-DC RGB LED DRIVER



OUT
12-36
VDC

CC
CONSTANT
CURRENT

LDT-MN-05DC-CC-12-XX

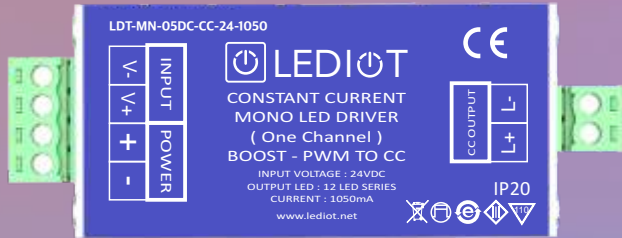
3
MODEL

350mA
1Ch.

700mA
1Ch.

1050mA
1Ch.

DC-DC ONE CH. BOOST LED DRIVER



OUT
24-36
VDC

CC
CONSTANT
CURRENT

LDT-MN-05DC-CC-24-XX

3
MODEL

350mA
1Ch.

700mA
1Ch.

1050mA
1Ch.

DC-DC ONE CH. BOOST LED DRIVER



LDT-DALI-CV




MAX
24VDC

CV
CONSTANT
VOLTAGE

12A
1Ch.

DALI TO PWM LED DRIVER

LDT-DALI-CC




MAX
24VDC

CC
CONSTANT
CURRENT

350mA
1Ch.

DALI TO CC LED DRIVER

